


WARNING!

PROTECT YOURSELF FROM IMMIGRATION RAIDS!



Some people who are not United States citizens have been arrested or detained by the U.S. government. Learn how to protect yourself if this happens to you!

PROTECT YOUR IMMIGRATION STATUS!

THE RIGHT TO REMAIN SILENT:


If you are arrested it is your right to refuse to answer any question. Don't lie! Don't say anything or say only: "I need to speak to my lawyer."

IMPORTANT!

Please, be aware that in some states, it is a minor crime not to provide your name when asked by a police officer. It is a good idea to check with a criminal or immigration lawyer to determine the law in your state. At the same time, remember that providing your name has risks. If you do provide your name, provide your real name.

IF YOU ARE UNDOCUMENTED...

- ✓ Don't provide government officials information about your immigration status.
- ✓ Do not lie.
- ✓ Do not give false documents.
- ✓ Do not carry papers from another country. If you do, the government can use this information in a deportation proceeding.
- ✓ Show them the Know Your Rights Card attached.



IF POLICE OR IMMIGRATION COMES TO YOUR HOME:

You have the right to see a warrant if the Police Department, FBI, Immigration or other government official tries to enter your home. A warrant is a paper signed by a judge giving the officer to enter permission your home. The warrant will specify the areas that the official has the right to search.

Do not open the door. Ask the officer to slip the warrant underneath the door. If you open the door and allow the official to come into the house, this may be considered giving him/her "consent" to enter. If s/he enters without a warrant, request the names and badge numbers of the officers and say that you did not "consent" to a search. Also, write down the names, addresses and phone numbers of anyone who witnessed the incident.

If the officer has a warrant, observe whether the official searches any other areas that are not listed in the warrant. Get a receipt for any property taken by the official.

IF IMMIGRATION COMES TO YOUR HOME ...



IF POLICE OR IMMIGRATION COMES TO YOUR WORKPLACE:

Immigration must have a warrant signed by a judge or the employer's permission to enter your workplace. If it is a public place, they do not need a warrant.

Stay calm. Do not run. This may be viewed as an admission that you have something to hide.



IF POLICE OR IMMIGRATION STOPS YOU ON THE STREET OR IN A PUBLIC PLACE :

If an immigration officer stops you on the street and does not have a warrant, s/he may not arrest you unless s/he has evidence that you are a non-citizen. Do not tell immigration your immigration status or where you were born. Also, do not carry with you any documents from your country of origin or false documents.

IF YOU ARE ARRESTED YOU SHOULD...

1. FIND OUT WHO HAS ARRESTED YOU

Write down the name of the officers and their agency (Police Dept., FBI, Immigration), along with their identification numbers and license plate numbers. You can find this information on their uniform or their cars.

2. DON'T SIGN ANY DOCUMENTS BEFORE SPEAKING WITH A LAWYER.

Government officials may try to intimidate you or trick you into signing. Don't let yourself be tricked! You may be signing away your right to a hearing before an immigration judge.



3. CONTACT YOUR ATTORNEY OR A FAMILY MEMBER

You have the right to make a telephone call after you are arrested. Memorize the telephone number of your attorney, family member, friend or union spokesperson, and contact him/her immediately.

4. CONTACT YOUR CONSULATE

If you are a foreign national arrested in the U.S., you have the right to call your consulate or to have the deportation officer inform the consulate of your arrest. Ask the deportation officer to see a list of embassies and write down the phone number. The consul may assist you in finding a lawyer or offer to contact your family.



5. ASK FOR BOND

Once you are in immigration custody, ask for bond (even if immigration says you are not eligible). You have to show that you are not a flight risk or a danger to the community. Also, get a copy of the "Notice to Appear," a document that contains the immigration charges against you.

IF YOU ARE ACCUSED OF A CRIME...

ASK YOUR ATTORNEY TO HELP YOU GET RELEASED FROM POLICE CUSTODY

If you are arrested by local police, they must charge you with a crime in court within 48 hours (not counting weekends and holidays), or else release you. If police do file criminal charges, then you must still be released if (1) the charges are dropped, (2) you are granted and post bail, (3) you win your criminal case, or (4) you complete your sentence.

The police may contact Immigration to learn more about your immigration status. For example, if you have an outstanding deportation order, the police may inform Immigration that you are in police custody.

Immigration may then place a “detainer” on you, which gives Immigration an additional 48 hours to pick you up. If Immigration fails to pick you up within this time, the police must release you.

If the police don't file criminal charges AND if immigration does not file a detainer, call an attorney or community organization to help you get released from police custody. They can write a demand letter to the jail or the sheriff.

WHAT SHOULD YOU DO IF YOU HAVE BEEN ACCUSED OF A CRIME?

Consult with an immigration attorney to make sure that the crime will not affect your immigration status. If you want to apply for citizenship or a permanent residency card (green card), talk to your lawyer.



WHAT SHOULD YOU DO IF YOU ARE FACING DEPORTATION AND YOU NEED AN ATTORNEY?

Find an attorney who specializes in deportation defense. Always keep with you the complete name and contact information of your attorney. Request a written contract from your attorney before paying him/her. Make sure your attorney looks at the NTA or your immigration papers before making promises. Don't be tricked by people who are only after your money!

DEVELOP A SAFETY PLAN

1. MAKE A PLAN OF ACTION WITH YOUR CO-WORKERS

- ✓ Talk with your co-workers to see if they are willing to make a collective decision that everyone - regardless of their immigration status - will remain silent and ask to speak with an attorney in the event of a workplace raid.
- ✓ Tell co-workers not to run and to remain calm if there is a raid.
- ✓ If there is a union at your workplace, contact your union spokesperson to find out more about preparing for a raid.

2. KNOW WHAT DOCUMENTS YOU SHOULD CARRY WITH YOU

- ✓ Carry a card with the contact information of your immigration attorney and/or union representative.
- ✓ Carry a card, indicating that you wish to remain silent. A sample card is attached.



3. MAKE A PLAN TO CARE FOR YOUR FAMILY:



- ✓ If you have children or elderly relatives, make arrangements in advance for a family member or friend to care for them if you are detained. Have the telephone numbers of this relative or friend with you at all times and make sure other people know of these plans.
- ✓ Make sure you designate individuals you trust to make decisions for you if you are detained. They can help you withdraw money for deportation expenses or pay a mortgage. You can sign a power of attorney agreement to give this power to someone if you are arrested.

DEVELOP A SAFETY PLAN

- ✓ Make sure your family has your immigration number (if you have one) and your full name and your date of birth. You will find this number on your work permission or your residency card. The number begins with an "A."
- ✓ Make sure your family knows how to contact you if you are detained. Family members should contact the local office of Immigration and Customs Enforcement's Detention and Removal Branch if they do not know where you are detained. Ask to speak with the supervisory deportation officer, and give the full name and A# of the detainee. If you do not have the contact information for your local field office, contact the Washington DC Headquarters at 202-305-2734.


4. FIND AN IMMIGRATION ATTORNEY:



- ✓ Find an attorney who specializes in deportation defense who may be able to represent you if you are detained. Memorize the name and phone number of your immigration attorney.
- ✓ Have the names and phone numbers of several good immigration attorneys posted near the telephone at home so family members can call an attorney if you are detained.

5. HAVE A COPY OF ALL IMMIGRATION DOCUMENTS:

- ✓ Keep a copy of all immigration documents that have been filed with immigration with a friend or family member who you trust. Also, collect important papers, such as birth certificates, marriage certificates and passports. Place these documents in a secure, easy to find location so that your family can get access to these materials easily.
- ✓ Make a list of the names and contact information of any lawyer who has ever represented you.



RIGHT TO REMAIN SILENT CARD:

Present the following card to immigration or the police if you are arrested to exercise your right to remain silent and to request an attorney.

KNOW YOUR RIGHTS!

If you are detained by immigration or the police:

- ✓ Hand the card to the official, and remain silent.
- ✓ The card explains that you are exercising your right to refuse to answer any questions until you have consulted with a lawyer.

TO WHOM IT MAY CONCERN:

Please be informed that I am choosing to exercise my right to remain silent and the right to refuse to answer your questions. If I am detained, I request to contact an attorney immediately. I am also exercising my right to refuse to sign anything until I consult with my attorney.

Thank you.



THESE MATERIALS WERE PREPARED THROUGH THE COLLABORATION OF:

CASA of Maryland
Detention Watch Network
National Immigration Project of the National Lawyer's Guild

Special thanks to Julie Dahlstrom of the National Immigration Project and Juan Carlos Ruiz of National Community Capacity Consultants for their work in developing the contents of these materials.

Layout and Popular Methodology
CASA of Maryland Education and Leadership Department

Illustrations
CASA of Maryland

Silver Spring, MD
March 2007



American Friends
Service Committee

Quaker values in action

MY ACTION PLAN IN CASE OF AN ICE RAID

Keep this Action Plan in a location that is safe but easy to access by you and your family. Fill in the blanks with the pertinent information and mark Yes or No to the questions suggested here to help you plan what you would do in a particular situation.

I entered the country: ____ with inspection; ____ without inspection.

Yes ☐ No ☐ I have assets and personal items that can be converted into cash.

Yes ☐ No ☐ I have relatives in this community.

I charge Mr/Mrs/Ms _____ with a power of
(name of individual)
attorney or notarized statement to manage my assets and personal items in accordance with my instructions.

Yes ☐ No ☐ I want legal assistance from an attorney or paralegal in case of being held by ICE on immigration matters.

Yes ☐ No ☐ I have children at my home or who reside in my community.

☐ In case of my having to leave the country, I leave my children in the custody of my partner/spouse:

(write the complete name of the individual above)

☐ In case of my having to leave the country, I wish to leave my children under the custody of a family member or another trusted person. Toward that end, I leave a power of attorney or notarized letter in his/her possession:

(write the complete name of the individual above)

Yes ☐ No ☐ Immigration and Customs Enforcement (ICE) should be notified that I want my children to accompany me in case of repatriation to my country. I have already prepared travel documents authorizing my spouse or family member to take my children to wherever is necessary.

Yes ☐ No ☐ I have Form G-28 signed by me and/or for each member of my family that would need such document in case of being detained by ICE.

Yes ☐ **No** ☐ I have a retainer agreement with an attorney to represent me on immigration matters. His/her name is: _____.

His/her phone is _____.

Yes ☐ **No** ☐ There is a copy of My Action Plan on file at my church, community organization or trade union. This institution already has instructions on how to help me:

(name of institution with a copy of My Action Plan)

(name of the individual responsible)

Yes ☐ **No** ☐ I want to leave all those assets and personal items that could not be converted into cash in the hands of a community organization for the use of other individuals in need:

(name of organization)

(name of the individual responsible)

Additional Information (optional)

Yes ☐ **No** ☐ I wish to report any and all problems that could be construed as a violation of my work rights, constitutional rights, or human rights. Toward that end I enclose information where I could be contacted outside the country, or to get in touch with two of my relatives and/or friends who could locate me after repatriation:

Name: _____

Phone: _____

Address: _____

Name: _____

Phone: _____

Address: _____
